

# PALMER, SHAWN

DOB: 10/18/1969    Age: 50    Specimen: WX350968V    Collected: 06/30/2020 16:06    Client #: 97520272  
 Sex: M    Fasting: N    Requisition: 0000129    Received: 06/30/2020 16:06    FREA, ANNE M  
 Phone: (773) 343-5872    Report Status: FINAL / SEE REPORT    Reported: 07/07/2020 21:36    DISCOUNTED LABS  
 Patient ID: 000027319    1302 WAUGH DR # 143  
 HOUSTON, TX 77019-3908  
 Phone: (602) 220-1243

FASTING:NO

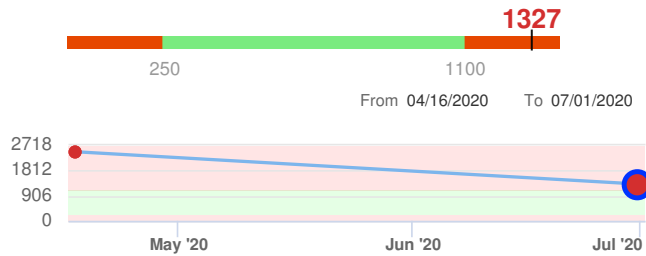
## TESTOSTERONE, FREE (DIALYSIS) AND TOTAL (MS)

FINAL

Lab: SLI

### TESTOSTERONE, TOTAL, MS (2986-8)

Reference Range: 250-1100  
ng/dL



FINAL

For additional information, please refer to  
<http://education.questdiagnostics.com/faq/TotalTestosteroneLCMSMS>  
 (This link is being provided for informational/educational purposes only.)

This test was developed and its analytical performance characteristics have been determined by Quest Diagnostics. It has not been cleared or approved by the FDA. This assay has been validated pursuant to the CLIA regulations and is used for clinical purposes.

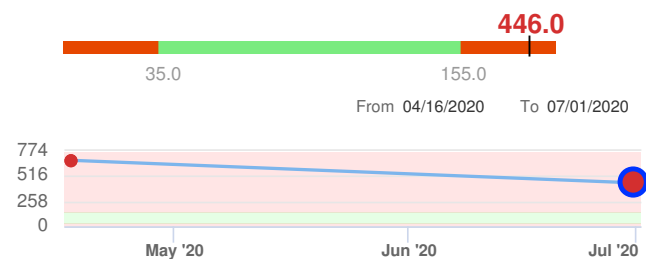
## TESTOSTERONE, FREE (DIALYSIS)

FINAL

Lab: SLI

### TESTOSTERONE, FREE (2991-8)

Reference Range: 35.0-155.0  
pg/mL



FINAL

This test was developed and its analytical performance characteristics have been determined by Quest Diagnostics. It has not been cleared or approved by the FDA. This assay has been validated pursuant to the CLIA regulations and is used for clinical purposes.

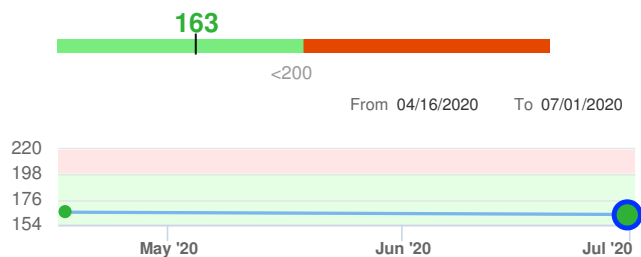
## LIPID PANEL, STANDARD

FINAL

Lab: CB

### CHOLESTEROL, TOTAL (2093-3)

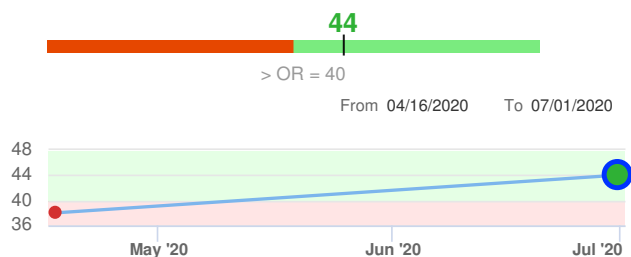
Reference Range: <200  
mg/dL



FINAL

### HDL CHOLESTEROL (2085-9)

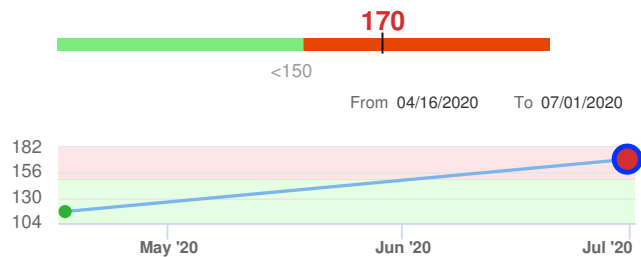
Reference Range: > OR = 40  
mg/dL



FINAL

### ⚠️ TRIGLYCERIDES (2571-8)

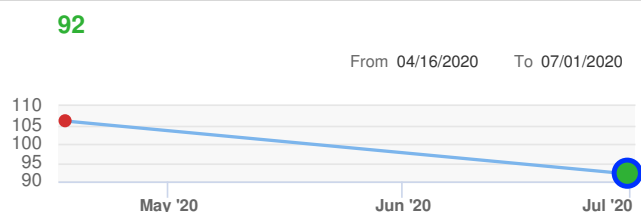
Reference Range: <150  
mg/dL



FINAL

### LDL-CHOLESTEROL (13457-7)

mg/dL (calc)



FINAL

Reference range varies across results

Reference range: <100

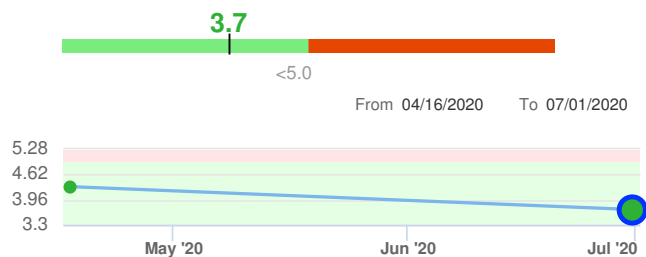
Desirable range <100 mg/dL for primary prevention;  
<70 mg/dL for patients with CHD or diabetic patients  
with > or = 2 CHD risk factors.

LDL-C is now calculated using the Martin-Hopkins  
calculation, which is a validated novel method providing  
better accuracy than the Friedewald equation in the  
estimation of LDL-C.

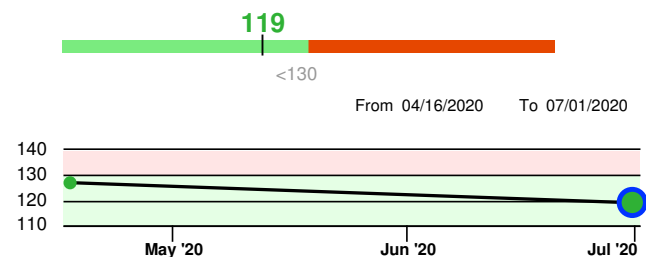
Martin SS et al. JAMA. 2013;310(19): 2061-2068  
(<http://education.QuestDiagnostics.com/faq/FAQ164>)

**CHOL/HDL-C RATIO** (9830-1)

Reference Range: &lt;5.0 (calc)



FINAL

**NON HDL CHOLESTEROL** (43396-1)Reference Range: <130  
mg/dL (calc)

FINAL

For patients with diabetes plus 1 major ASCVD risk factor, treating to a non-HDL-C goal of <100 mg/dL (LDL-C of <70 mg/dL) is considered a therapeutic option.

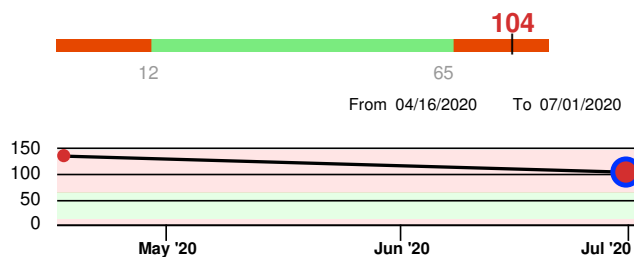
**▲ DIHYDROTESTOSTERONE**

FINAL

Lab: EZ

**▲ DIHYDROTESTOSTERONE, LC/MS/MS** (1848-1)

Reference Range: 12-65 ng/dL See Note 1



FINAL

**▲ ESTRADIOL,ULTRASENSITIVE, LC/MS**

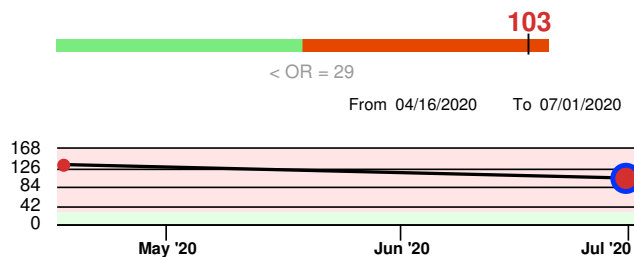
FINAL

Lab: EZ

**▲ ESTRADIOL,ULTRASENSITIVE, LC/MS**

(35384-7)

Reference Range: &lt; OR = 29 pg/mL



FINAL

This test was developed and its analytical performance characteristics have been determined by Quest Diagnostics Nichols Institute San Juan Capistrano. It has not been cleared or approved by FDA. This assay has been validated pursuant to the CLIA regulations and is used for clinical purposes.

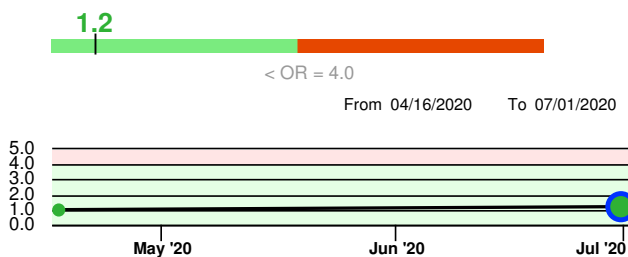
**▲ PSA (FREE AND TOTAL)**

FINAL

Lab: CB

**PSA, TOTAL** (2857-1)

Reference Range: &lt; OR = 4.0 ng/mL



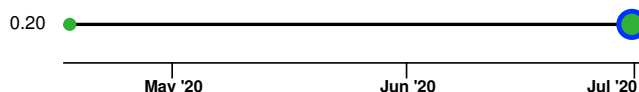
FINAL

**PSA, FREE** (10886-0)

ng/mL

0.2

From 04/16/2020 To 07/01/2020

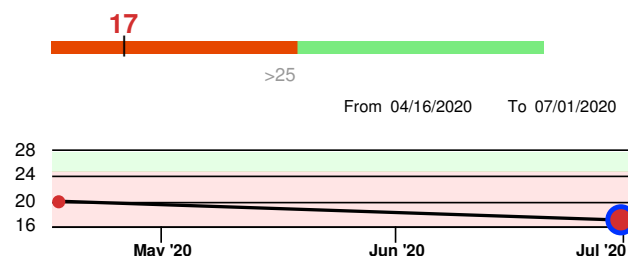


FINAL

Reference range varies across results

**▲ PSA, % FREE** (12841-3)

Reference Range: &gt;25 % (calc)



FINAL

PSA(ng/mL)	Free PSA(%)	Estimated(x) Probability of Cancer(as%)
0-2.5	(*)	Approx. 1
2.6-4.0(1)	0-27(2)	24(3)
4.1-10(4)	0-10	56
	11-15	28
	16-20	20
	21-25	16
	>or =26	8
>10(+)	N/A	>50

References:(1)Catalona et al.:Urology 60: 469-474 (2002)  
(2)Catalona et al.:J.Urol 168: 922-925 (2002)  
Free PSA(%) Sensitivity(%) Specificity(%)  
< or = 25 85 19  
< or = 30 93 9  
(3)Catalona et al.:JAMA 277: 1452-1455 (1997)  
(4)Catalona et al.:JAMA 279: 1542-1547 (1998)

(x)These estimates vary with age, ethnicity, family history and DRE results.

(\*)The diagnostic usefulness of % Free PSA has not been established in patients with total PSA below 2.6 ng/mL

(+)In men with PSA above 10 ng/mL, prostate cancer risk is determined by total PSA alone.

The Total PSA value from this assay system is standardized against the equimolar PSA standard. The test result will be approximately 20% higher when compared to the WHO-standardized Total PSA (Siemens assay). Comparison of serial PSA results should be interpreted with this fact in mind.

PSA was performed using the Beckman Coulter Immunoassay method. Values obtained from different assay methods cannot be used interchangeably. PSA levels, regardless of value, should not be interpreted as absolute evidence of the presence or absence of disease.

# COMPREHENSIVE METABOLIC PANEL

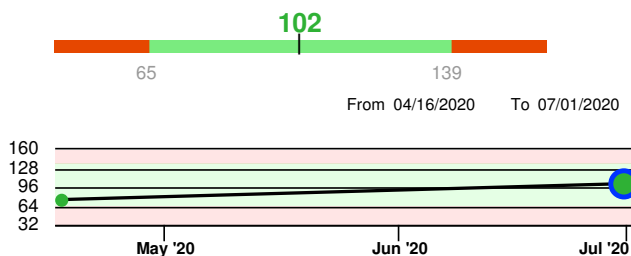
FINAL

Lab: CB

## GLUCOSE (2345-7)

Reference Range: 65-139 mg/dL

FINAL



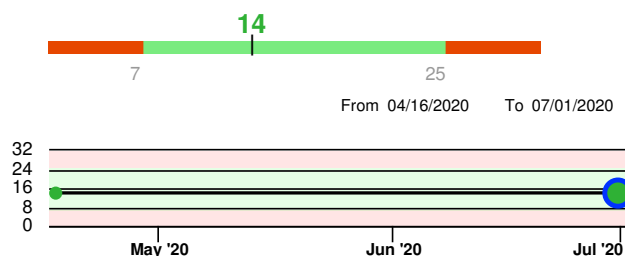
Reference range varies across results

Non-fasting reference interval

## UREA NITROGEN (BUN) (3094-0)

Reference Range: 7-25 mg/dL

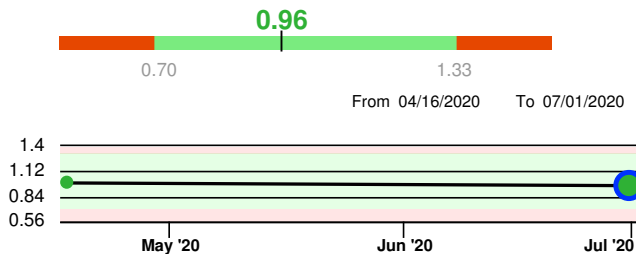
FINAL



## CREATININE (2160-0)

Reference Range: 0.70-1.33 mg/dL

FINAL

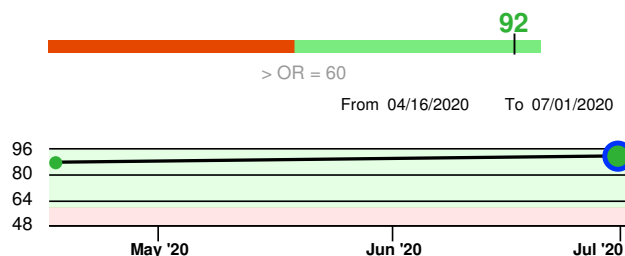


For patients >49 years of age, the reference limit for Creatinine is approximately 13% higher for people identified as African-American.

## eGFR NON-AFR. AMERICAN (77147-7)

Reference Range: > OR = 60 mL/min/1.73m<sup>2</sup>

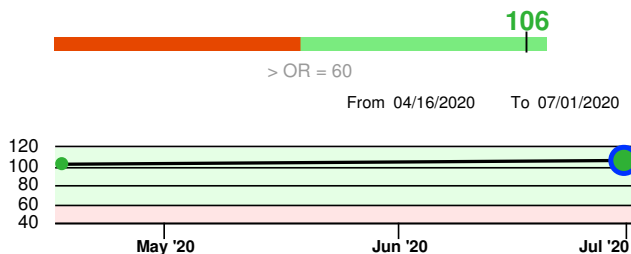
FINAL



## eGFR AFRICAN AMERICAN (48643-1)

Reference Range: > OR = 60 mL/min/1.73m<sup>2</sup>

FINAL

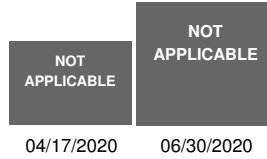


**BUN/CREATININE RATIO** (3097-3)

Reference Range: 6-22 (calc)

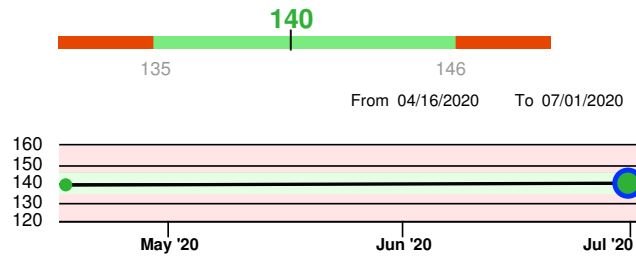
**NOT APPLICABLE**

FINAL

**SODIUM** (2951-2)

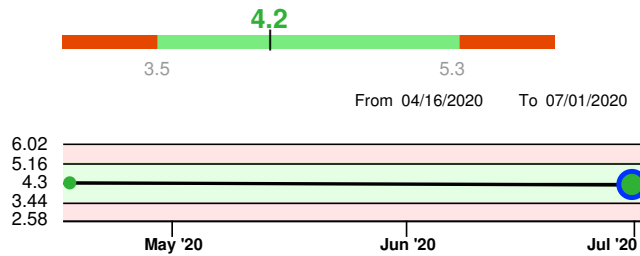
Reference Range: 135-146 mmol/L

FINAL

**POTASSIUM** (2823-3)

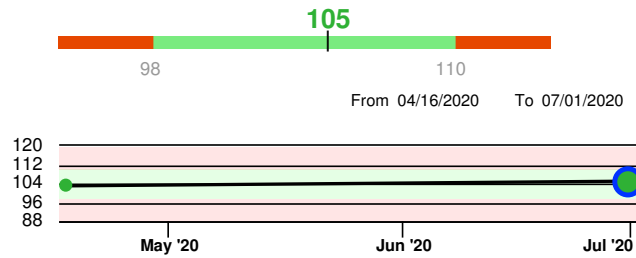
Reference Range: 3.5-5.3 mmol/L

FINAL

**CHLORIDE** (2075-0)

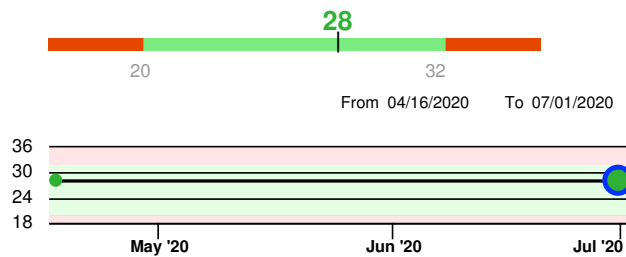
Reference Range: 98-110 mmol/L

FINAL

**CARBON DIOXIDE** (2028-9)

Reference Range: 20-32 mmol/L

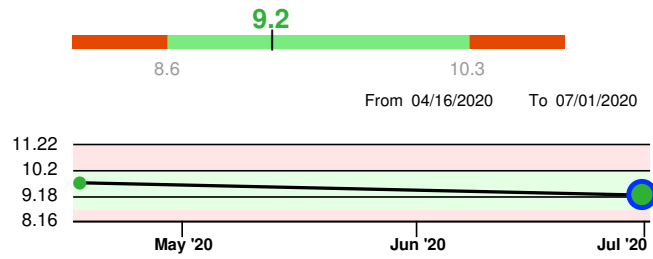
FINAL



**CALCIUM** (17861-6)

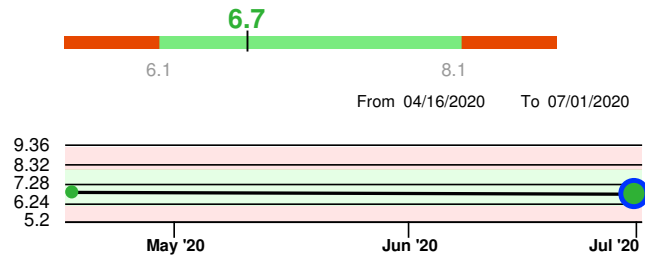
Reference Range: 8.6-10.3 mg/dL

FINAL

**PROTEIN, TOTAL** (2885-2)

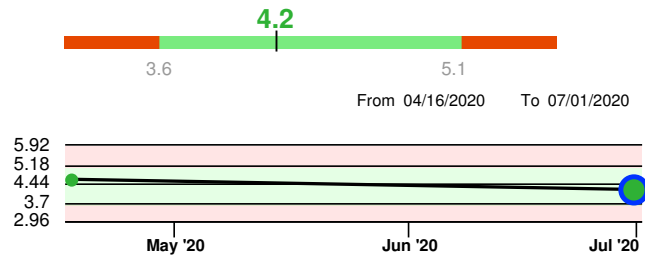
Reference Range: 6.1-8.1 g/dL

FINAL

**ALBUMIN** (1751-7)

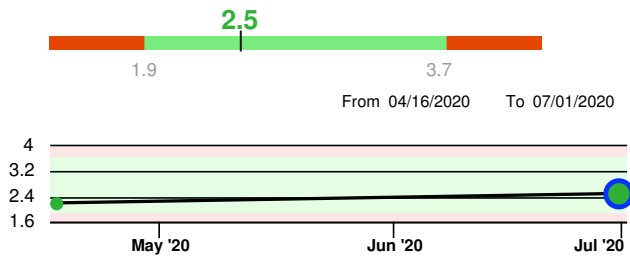
Reference Range: 3.6-5.1 g/dL

FINAL

**GLOBULIN** (10834-0)

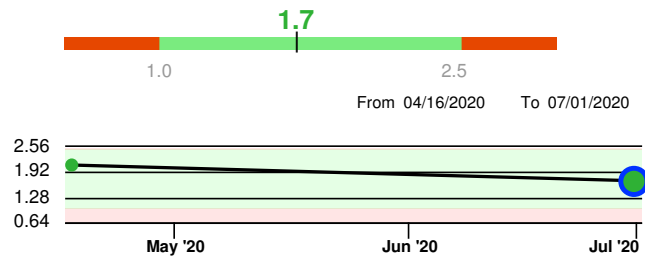
Reference Range: 1.9-3.7 g/dL (calc)

FINAL

**ALBUMIN/GLOBULIN RATIO** (1759-0)

Reference Range: 1.0-2.5 (calc)

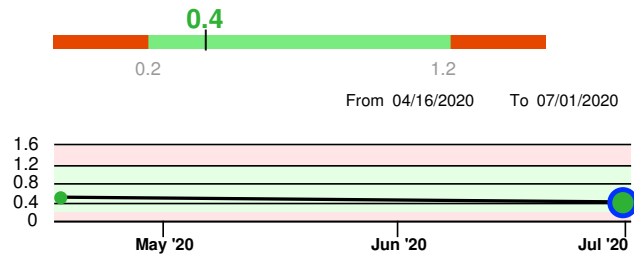
FINAL



**BILIRUBIN, TOTAL** (1975-2)

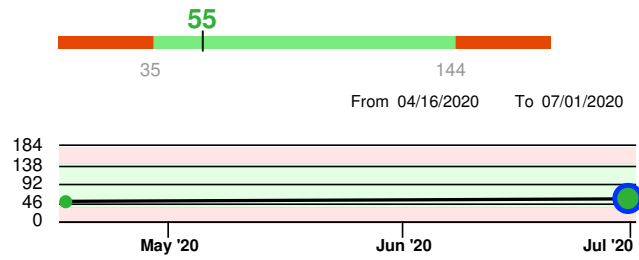
Reference Range: 0.2-1.2 mg/dL

FINAL

**ALKALINE PHOSPHATASE** (6768-6)

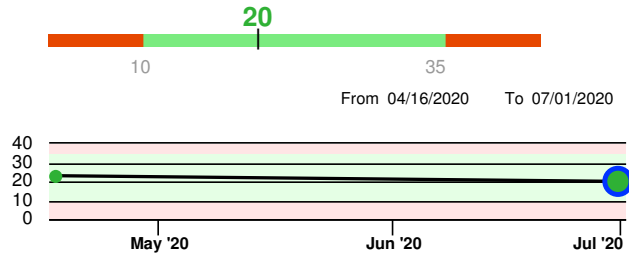
Reference Range: 35-144 U/L

FINAL

**AST** (1920-8)

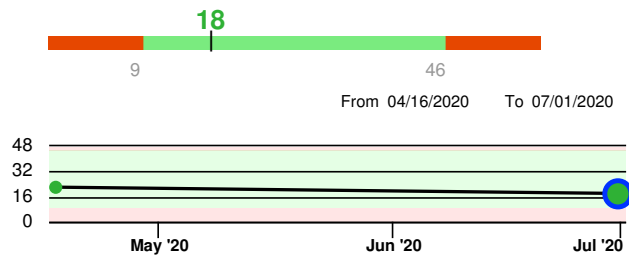
Reference Range: 10-35 U/L

FINAL

**ALT** (1742-6)

Reference Range: 9-46 U/L

FINAL

**IGF 1, LC/MS**

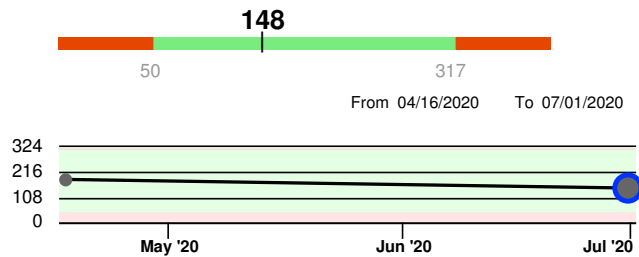
FINAL

Lab: EZ

**IGF 1, LC/MS** (2484-4)

Reference Range: 50-317 ng/mL

FINAL



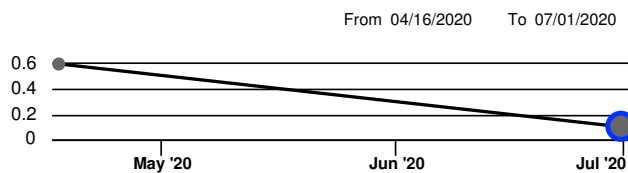


**Z SCORE (MALE)** (73561-3)

Reference Range: -2.0 - +2.0 SD See Note 1

**0.1**

FINAL

**TSH**

FINAL

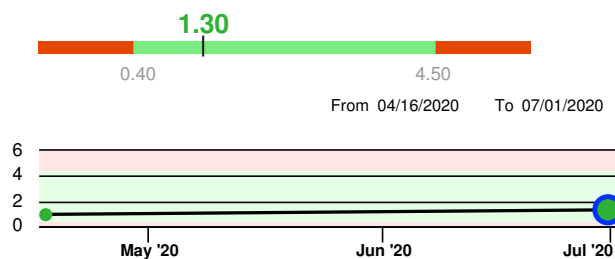
Lab: CB

**TSH** (3016-3)

Reference Range: 0.40-4.50 mIU/L

**1.30**

FINAL

**T4, FREE**

FINAL

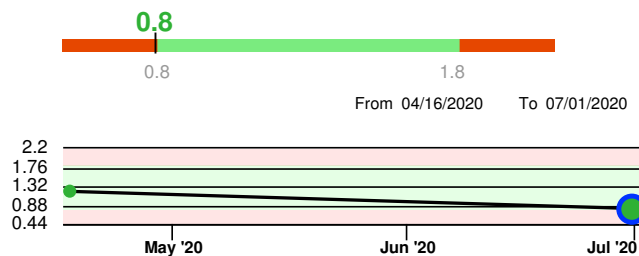
Lab: CB

**T4, FREE** (3024-7)

Reference Range: 0.8-1.8 ng/dL

**0.8**

FINAL

**T3, FREE**

FINAL

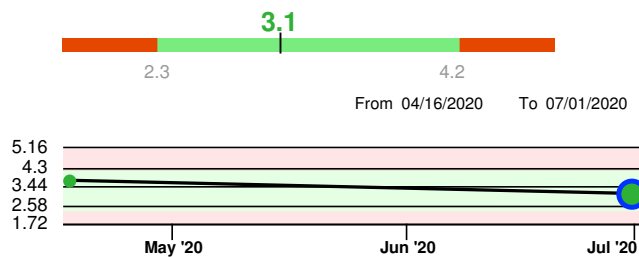
Lab: CB

**T3, FREE** (3051-0)

Reference Range: 2.3-4.2 pg/mL

**3.1**

FINAL

**CBC (INCLUDES DIFF/PLT)**

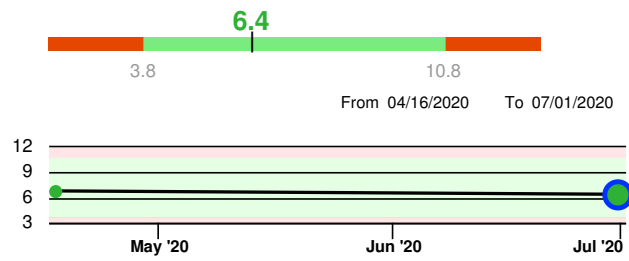
FINAL

Lab: CB

**WHITE BLOOD CELL COUNT** (6690-2)

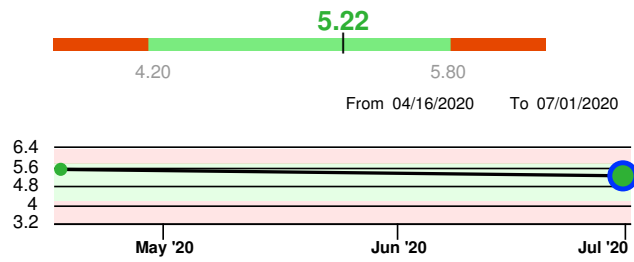
Reference Range: 3.8-10.8 Thousand/uL

FINAL

**RED BLOOD CELL COUNT** (789-8)

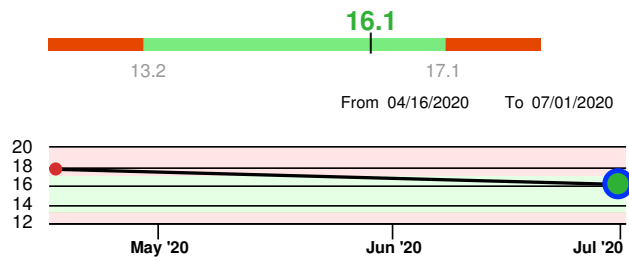
Reference Range: 4.20-5.80 Million/uL

FINAL

**HEMOGLOBIN** (718-7)

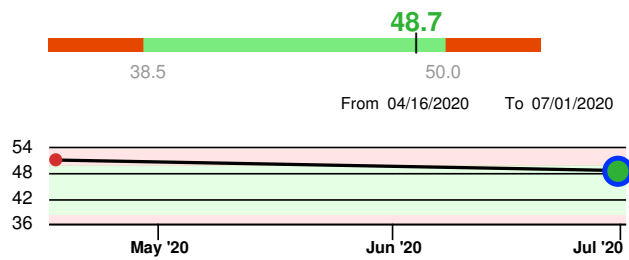
Reference Range: 13.2-17.1 g/dL

FINAL

**HEMATOCRIT** (4544-3)

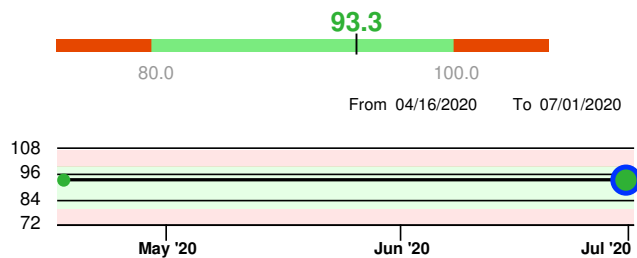
Reference Range: 38.5-50.0 %

FINAL

**MCV** (787-2)

Reference Range: 80.0-100.0 fL

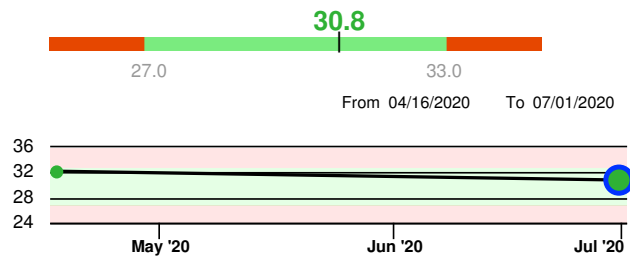
FINAL



**MCH** (785-6)

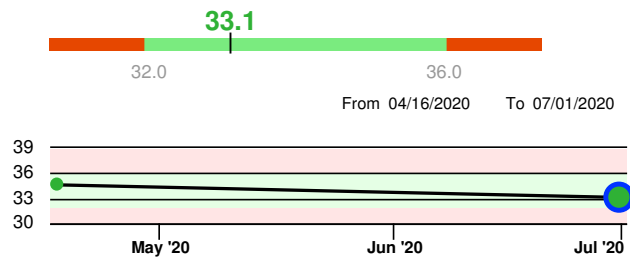
Reference Range: 27.0-33.0 pg

FINAL

**MCHC** (786-4)

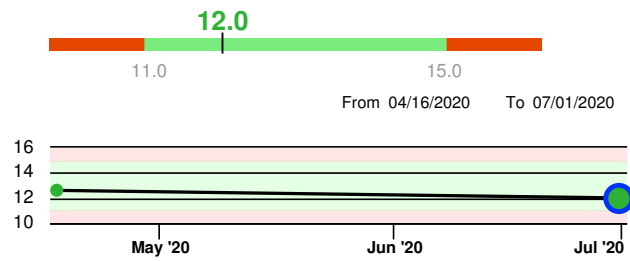
Reference Range: 32.0-36.0 g/dL

FINAL

**RDW** (788-0)

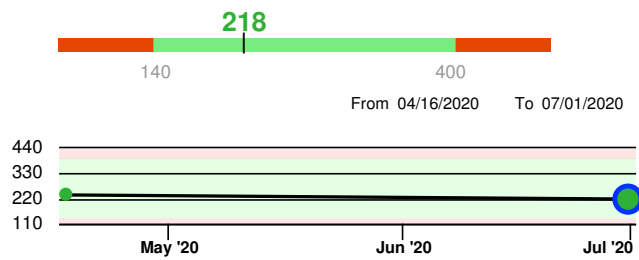
Reference Range: 11.0-15.0 %

FINAL

**PLATELET COUNT** (777-3)

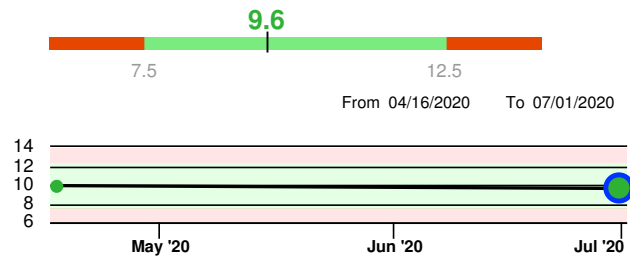
Reference Range: 140-400 Thousand/uL

FINAL

**MPV** (776-5)

Reference Range: 7.5-12.5 fL

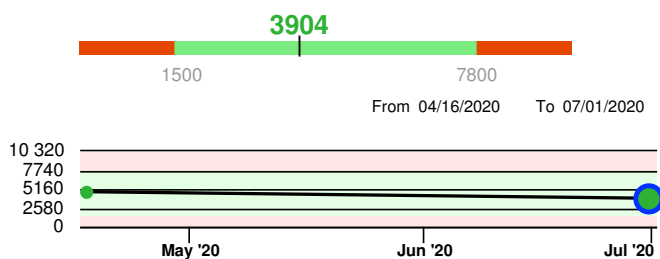
FINAL



**ABSOLUTE NEUTROPHILS (751-8)**

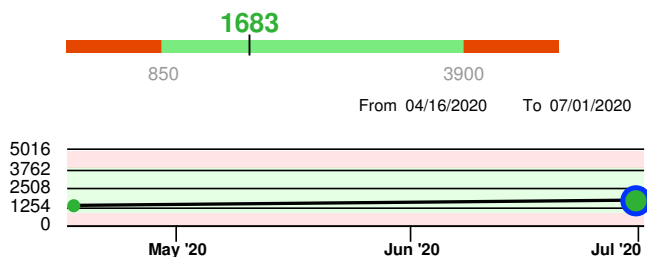
Reference Range: 1500-7800 cells/uL

FINAL

**ABSOLUTE LYMPHOCYTES (731-0)**

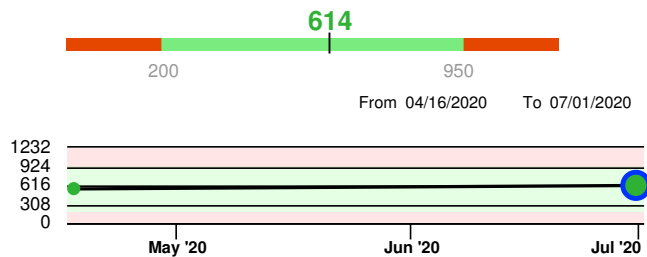
Reference Range: 850-3900 cells/uL

FINAL

**ABSOLUTE MONOCYTES (742-7)**

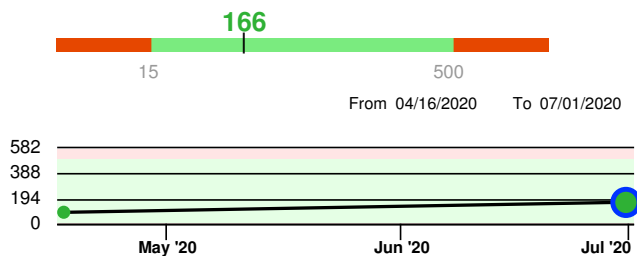
Reference Range: 200-950 cells/uL

FINAL

**ABSOLUTE EOSINOPHILS (711-2)**

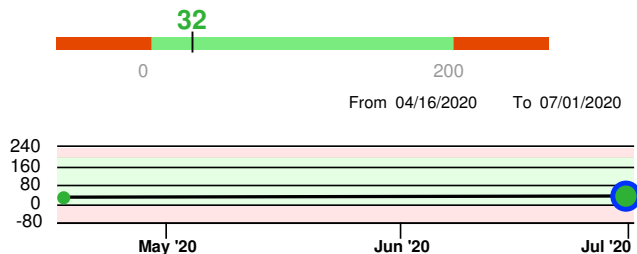
Reference Range: 15-500 cells/uL

FINAL

**ABSOLUTE BASOPHILS (704-7)**

Reference Range: 0-200 cells/uL

FINAL




**NEUTROPHILS (770-8)**

%

**61**

FINAL

From 04/16/2020 To 07/01/2020


*Reference range varies across results***LYMPHOCYTES (736-9)**

%

**26.3**

FINAL

From 04/16/2020 To 07/01/2020

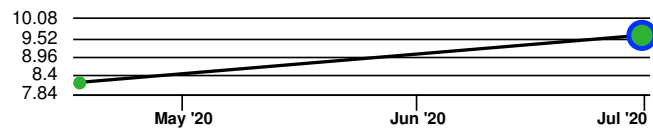
*Reference range varies across results***MONOCYTES (5905-5)**

%

**9.6**

FINAL

From 04/16/2020 To 07/01/2020


*Reference range varies across results***EOSINOPHILS (713-8)**

%

**2.6**

FINAL

From 04/16/2020 To 07/01/2020


*Reference range varies across results***BASOPHILS (706-2)**

%

**0.5**

FINAL

From 04/16/2020 To 07/01/2020

*Reference range varies across results***DHEA SULFATE**

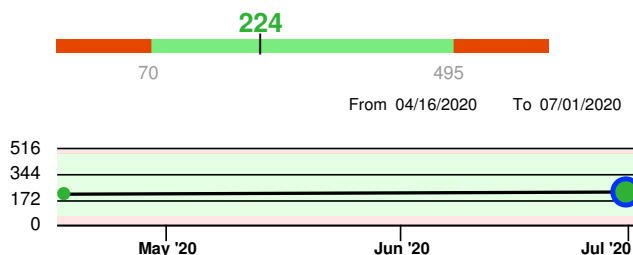
FINAL

Lab: CB

**DHEA SULFATE** (2191-5)

FINAL

Reference Range: 70-495 mcg/dL



DHEA-S values fall with advancing age.  
For reference, the reference intervals for 31-40 year old patients are:

Male: 106-464 mcg/dL

Female: 23-266 mcg/dL

**PROLACTIN**

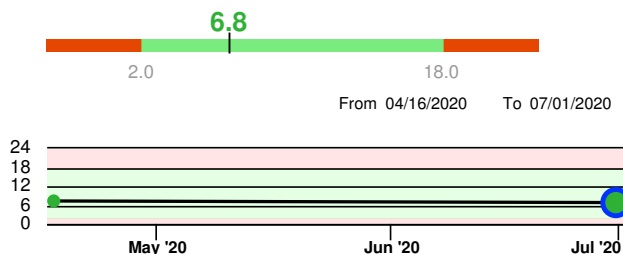
FINAL

Lab: CB

**PROLACTIN** (2842-3)

FINAL

Reference Range: 2.0-18.0 ng/mL

**SEX HORMONE BINDING GLOBULIN**

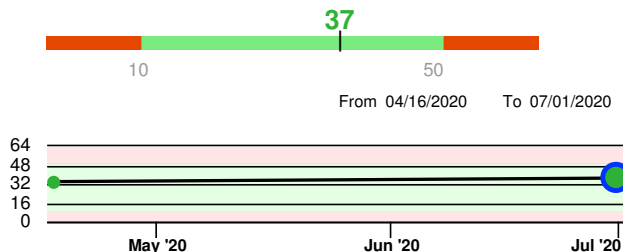
FINAL

Lab: CB

**SEX HORMONE BINDING GLOBULIN** (13967-5)

FINAL

Reference Range: 10-50 nmol/L

**Note 1**

This test was developed and its analytical performance characteristics have been determined by Quest Diagnostics Nichols Institute San Juan Capistrano. It has not been cleared or approved by FDA. This assay has been validated pursuant to the CLIA regulations and is used for clinical purposes.

**Performing Sites**

CB Quest Diagnostics-Wood Dale, 1355 Mittel Blvd, Wood Dale, IL 60191-1024 Laboratory Director: Anthony V Thomas, M.D.

EZ Quest Diagnostics/Nichols SJC-San Juan Capistrano, 33608 Ortega Hwy, San Juan Capistrano, CA 92675-2042 Laboratory Director: Irina Maramica MD, PhD, MBA

SLI Quest Diagnostics-Nichols Valencia, 27027 Tourney Rd, Valencia, CA 91355-5386 Laboratory Director: Jon M Nakamoto M.D., Ph.D

**Key**

Priority Out of Range Out of Range Pending Result Preliminary Result Final Result Reissued Result

Note: Data displayed only for results that meet strict identification matching. Historical result view may vary based on corrected or updated patient demographics. The reference range displayed may vary due to potential changes in laboratory testing methods. Please refer to the published reference range on each lab report.

Quest, Quest Diagnostics, the associated logo, Nichols Institute, Interactive Insights and all associated Quest Diagnostics marks are the registered trademarks of Quest Diagnostics. All third party marks - '®' and '™' - are the property of their respective owners. Privacy policy can be found at: <http://questdiagnostics.com/home/privacy-policy/online-privacy.html>. © 2020 Quest Diagnostics Incorporated. All rights reserved.