




















Your Test Results

TEST NAME	REFERENCE	YOUR RESULT	INTERPRETATION
COMPLETE BLOOD COUNT	Please see details		 UNAVAILABLE
HEMOGLOBIN	129 - 165	157 g/L	 NORMAL
HEMATOCRIT	0.39 - 0.49	0.48 L/L	 NORMAL
RED BLOOD CELL COUNT	4.2 - 5.8	5.2 x 10 ¹² /L	 NORMAL
MEAN CELL VOLUME (MCV)	80 - 98	92 fL	 NORMAL
MEAN CELL HEMOGLOBIN (MCH)	24 - 33	30 pg	 NORMAL
MEAN CELL HEMOGLOBIN CONCENTRATION	313 - 344	330 g/L	 NORMAL
RBC DISTRIBUTION WIDTH	12.5 - 17.3	13.4 %	 NORMAL
WHITE BLOOD CELL COUNT	3.2 - 9.4	3.4 x 10 ⁹ /L	 NORMAL
PLATELET COUNT	155 - 372	167 x 10 ⁹ /L	 NORMAL
MEAN PLATELET VOLUME	4.0 - 14.0	10.5 fL	 NORMAL
PANEL OF TESTS	 5 1.4 - 6.3	1.7 x 10 ⁹ /L	NORMAL
WBC NEUTROPHILS	1.4 - 6.3	1.7x 10 ⁹ /L	 NORMAL
WBC LYMPHOCYTES	1.0 - 2.9	1.2x 10 ⁹ /L	 NORMAL
WBC MONOCYTES	0.2 - 0.8	0.4x 10 ⁹ /L	 NORMAL
WBC EOSINOPHILS	0.0 - 0.5	0.1x 10 ⁹ /L	 NORMAL
WBC BASOPHILS	0.00 - 0.09	0.03x 10 ⁹ /L	 NORMAL
SMEAR:	Please see details		 SEE DETAILS
THYROID STIMULATING HORMONE (TSH)	0.35 - 5.00	1.63 mIU/L	 NORMAL

FREE T4	11 - 23	16 pmol/L	✓	NORMAL
FREE T3	3.4 - 5.9	5.7 pmol/L	✓	NORMAL
LUTEINIZING HORMONE (LH)	1.3 - 9.6	<0.5 IU/L	!	LOW
DHEA	4.34 - 12.2	11.0 umol/L	✓	NORMAL
FOLLICLE STIMULATING HORMONE (FSH)	1. - 16.	<1 IU/L	!	LOW
PROSTATE SPECIFIC ANTIGEN (PSA)	0 - 6.5	0.29 ug/L	✓	NORMAL
TESTOSTERONE, TOTAL	7.6 - 31.4	25.4 nmol/L	✓	NORMAL
PROLACTIN	< 18	10 ug/L	✓	NORMAL
ESTRADIOL	< 159	161 pmol/L	!	HIGH
TESTOSTERONE, FREE	160 - 699	725 pmol/L	!	HIGH