

















Your Test Results

TEST NAME	REFERENCE		YOUR RESULT	INTERPRETATION
COMPLETE BLOOD COUNT	Please see details			<input type="radio"/> UNAVAILABLE
HEMOGLOBIN	129 - 165		163 g/L	<input checked="" type="checkbox"/> NORMAL
HEMATOCRIT	0.39 - 0.49		0.48 L/L	<input checked="" type="checkbox"/> NORMAL
RED BLOOD CELL COUNT	4.2 - 5.8		5.2 x 10 ¹² /L	<input checked="" type="checkbox"/> NORMAL
MEAN CELL VOLUME (MCV)	80 - 98		93 fL	<input checked="" type="checkbox"/> NORMAL
MEAN CELL HEMOGLOBIN (MCH)	24 - 33		32 pg	<input checked="" type="checkbox"/> NORMAL
MEAN CELL HEMOGLOBIN CONCENTRATION	313 - 344		340 g/L	<input checked="" type="checkbox"/> NORMAL
RBC DISTRIBUTION WIDTH	12.5 - 17.3		13.5 %	<input checked="" type="checkbox"/> NORMAL
WHITE BLOOD CELL COUNT	3.2 - 9.4		4.6 x 10 ⁹ /L	<input checked="" type="checkbox"/> NORMAL
PLATELET COUNT	155 - 372		201 x 10 ⁹ /L	<input checked="" type="checkbox"/> NORMAL
MEAN PLATELET VOLUME	4.0 - 14.0		10.8 fL	<input checked="" type="checkbox"/> NORMAL
PANEL OF TESTS	5 1.4 - 6.3		2.7 x 10 ⁹ /L	NORMAL
WBC NEUTROPHILS	1.4 - 6.3	2.7x 10 ⁹ /L	<input checked="" type="checkbox"/> NORMAL	
WBC LYMPHOCYTES	1.0 - 2.9	1.2x 10 ⁹ /L	<input checked="" type="checkbox"/> NORMAL	
WBC MONOCYTES	0.2 - 0.8	0.6x 10 ⁹ /L	<input checked="" type="checkbox"/> NORMAL	
WBC EOSINOPHILS	0.0 - 0.5	0.0x 10 ⁹ /L	<input checked="" type="checkbox"/> NORMAL	
WBC BASOPHILS	0.00 - 0.09	0.00x 10 ⁹ /L	<input checked="" type="checkbox"/> NORMAL	
SMEAR:	Please see details			<input type="radio"/> UNAVAILABLE
GLUCOSE, FASTING	3.6 - 6.0		5.6 mmol/L	<input checked="" type="checkbox"/> NORMAL

CREATININE	60. - 110.	95 umol/L	✓	NORMAL
ESTIMATED GLOMERULAR FILTRATION RATE	>= 60.	93 mL/min/1.73m*2	✓	NORMAL
ALBUMIN	35 - 52	49 g/L	✓	NORMAL
BILIRUBIN, TOTAL	< 23	10 umol/L	✓	NORMAL
URIC ACID	220 - 512	343 umol/L	✓	NORMAL
VITAMIN B12	> 220	214 pmol/L	!	LOW
FERRITIN	22 - 334	53 ug/L	✓	NORMAL
SODIUM	136 - 146	142 mmol/L	✓	NORMAL
POTASSIUM	3.7 - 5.4	4.9 mmol/L	✓	NORMAL
CHLORIDE	95 - 108	102 mmol/L	✓	NORMAL
ALKALINE PHOSPHATASE (ALP)	40 - 129	61 U/L	✓	NORMAL
CREATINE KINASE	< 225	239 U/L	!	HIGH
ALANINE AMINOTRANSFERASE (ALT)	< 46	16 U/L	✓	NORMAL
THYROID STIMULATING HORMONE (TSH)	0.35 - 5.00	1.67 mIU/L	✓	NORMAL
HEMOGLOBIN A1C (HB A1C)	< 6.0	4.9 %	✓	NORMAL
LUTEINIZING HORMONE (LH)	1.3 - 9.6	<0.5 IU/L	!	LOW
FOLLICLE STIMULATING HORMONE (FSH)	1. - 16.	<1 IU/L	!	LOW
TESTOSTERONE, TOTAL	7.6 - 31.4	19.8 nmol/L	✓	NORMAL
PROLACTIN	< 18	12 ug/L	✓	NORMAL
ESTRADIOL	< 159	95 pmol/L	✓	NORMAL
TESTOSTERONE, FREE	160 - 699	512 pmol/L	✓	NORMAL
ALBUMIN/CREAT RATIO RANDOM URINE	Please see details		○	UNAVAILABLE

ALBUMIN/CREAT RATIO RANDOM URINE	Please see details	24 mg/L	 UNINTERPRETED
ALBUMIN / CREATININE RATIO	< 3.0	1.2 mg/mmol creat	 NORMAL
URINE CULTURE	Please see details		 NO RELEVANT GROWTH
URINALYSIS CHEMICAL	Please see details		 UNAVAILABLE
GLUCOSE-URINE	NEGATIVE	NEG	 NORMAL
BILIRUBIN-URINE	NEGATIVE	NEG	 NORMAL
KETONES-URINE	NEGATIVE	TRACE	 ABNORMAL
SPECIFIC GRAVITY	1.005 - 1.030	1.028	 NORMAL
BLOOD-URINE	NEGATIVE	NEG	 NORMAL
pH-URINE	5.0 - 8.0	7.5	 NORMAL
PROTEIN, URINE	NEGATIVE	TRACE	 ABNORMAL
UROBILINOGEN	3.2 - 16	16 umol/L	 NORMAL
NITRITES	NEGATIVE	NEG	 NORMAL
LEUKOCYTES-URINE	NEGATIVE	NEG	 NORMAL
COLOUR	Please see details		 NORMAL
APPEARANCE	CLEAR	CLEAR	 NORMAL